

Interstate Commercial Park

Lots Available - For Sale/Lease

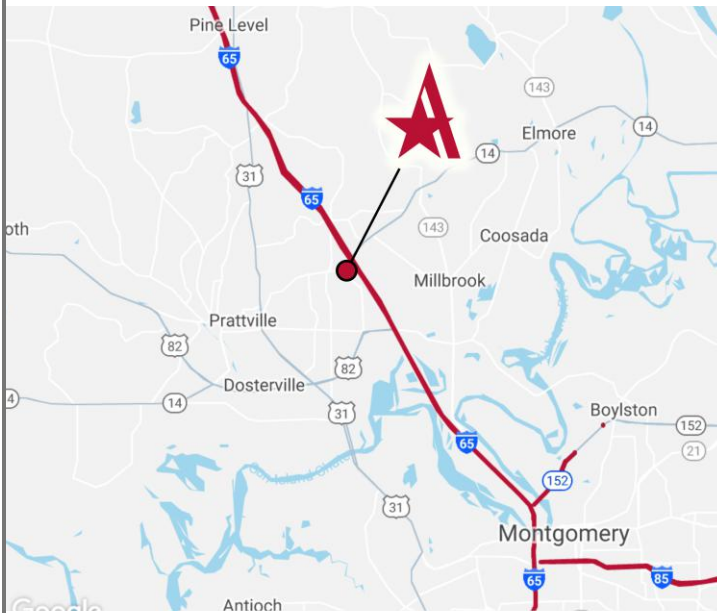


ALLSOUTH
CORP.
Commercial Real Estate



INTERSTATE COMM. PARK LOOP Prattville, AL 36066

Lot D \$12.00 PSF
Lots E & G-2 \$4.50 PSF
Zoning B-4



HIGHLIGHTS

- + Best Interstate visibility between Montgomery and Birmingham
- + Fastest growing retail/hospitality corridor in Prattville
- + Less than 2 miles from Millbrook's \$30M Sportsplex
- + Located in an Opportunity Zone
- + All utilities pulled to lots

DEMOGRAPHICS

	5 MIN	10 MIN	15 MIN
Population	12,160	47,209	98,963
Daytime Population	12,627	42,515	114,109
Households	4,501	17,974	35,949
Median HH Income	\$66,018	\$61,034	\$52,421

TRAFFIC COUNTS

AL SR 14	28,092 VPD
I-65	51,250 VPD

Jake Whaley, CCIM
 jakewhaley@allsouthcorp.com
 (334) 358-0047

Joe Turner, CCIM
 joeturner@allsouthcorp.com
 (334) 399-2155



Interstate Commercial Park

Lots Available - For Sale/Lease

PRIME INTERSTATE VISIBILITY



Join Prattville's **fastest growing** retail corridor with the best Interstate visibility north of Montgomery!

Ideal for:

- Fast Food
- Restaurants
- Hospitality
- Small business offices

Draw local **residents** and **region visitors** at this prime spot!

OPPORTUNITY ZONE





SITE AERIAL

UTILITIES



RESIDENTIAL GROWTH



Interstate Commercial Park

Lots Available - For Sale/Lease

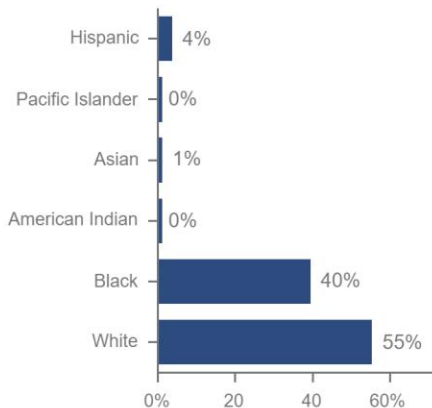


ALLSOUTH
CORP.
Commercial Real Estate

POPULATION	5 minutes	10 minutes	15 minutes
2000 Population	4,889	32,300	92,416
2010 Population	9,891	42,841	95,336
2020 Population	12,160	47,209	98,963
2025 Population	12,707	49,068	101,471
2000-2010 Population: Annual Growth Rate	7.30%	2.86%	0.31%
2010-2020 Population: Annual Growth Rate	1.85%	0.87%	0.33%
2020-2025 Population: Annual Growth Rate	0.88%	0.78%	0.50%

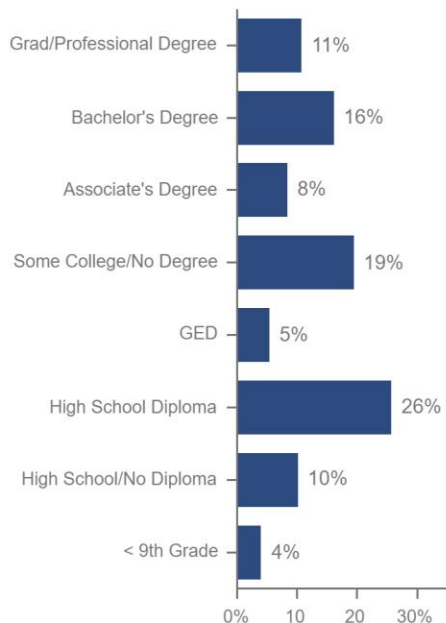
HOUSEHOLDS	5 minutes	10 minutes	15 minutes
2000 Households	1,791	11,799	31,140
2010 Households	3,730	16,237	33,941
2020 Households	4,501	17,974	35,949
2025 Households	4,705	18,712	36,969
2000-2010 Households: Annual Growth Rate	7.61%	3.24%	0.87%
2010-2020 Households: Annual Growth Rate	1.68%	0.91%	0.51%
2020-2025 Households: Annual Growth Rate	0.89%	0.81%	0.56%

RACE AND HISPANIC 15 minutes

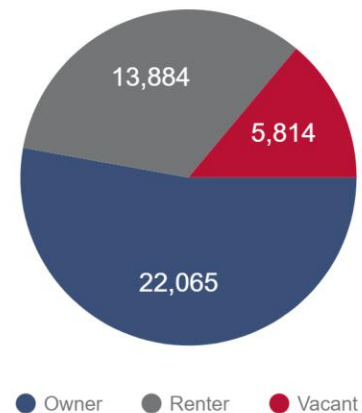


DEMOGRAPHICS

EDUCATIONAL ATTAINMENT 15 minutes



HOUSING UNITS (15 minutes)



INCOME 15 minutes



DAYTIME POPULATION 15 minutes



Jake Whaley, CCIM
jakewhaley@allsouthcorp.com
(334) 358-0047

Joe Turner, CCIM
joeturner@allsouthcorp.com
(334) 399-2155



Interstate Commercial Park

Lots Available - For Sale/Lease



ALLSOUTH
CORP.
Commercial Real Estate

